

QUICKSTART GUIDE

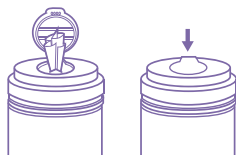
PREvention® Wipes

Ideal for fast & easy disinfection of high-touch surfaces and equipment throughout your spa or salon.



Perfect For Use On

- Hard Non-Porous Surfaces and Equipment
- Workstations
- Chairs and Stools
- Massage Tables and Face Cradles
- Skin and Body Equipment
- Countertops
- Magnifying Lamps
- Massage Cups and Stones



1:00

AIR DRY

How to Use

STEP 1

If required, pre-clean any visible dirt or debris from the surface

STEP 2

Pull a fresh wipe out of the canister and remember to close the lid after

STEP 3

Wipe the surface evenly and allow to remain wet for 1 minute

STEP 4

Allow to air dry

Bactericidal,*Virucidal, Fungicidal & Tuberculocidal



Success & Troubleshooting Tips

Close the Lid

Prevention™ Wipes have a shelf life of 3 years. Remember to close the lid of the canister after each use to always keep the wipes wet.

Streak Free Finish

If desired, wipe the surface with a damp, clean cloth after the contact time is met. This will help remove any remaining detergents on certain surfaces and equipment.

Refill Reminders

Prevention Wipes also come in a convenient refill option which are cost-effective, compact, and eco-friendly, made with 90% less plastic, when compared to regular canisters.

*Read label or reference sheet for full list of claims and use directions.

Prevention is a registered trademark of Virox Technologies Inc., the developer of the AHP® technology. WARNING: You must read and follow the instructions on the label for our product and use the product for the particular applications specified on the product label. To the full extent permitted under applicable law, Virox Technologies Inc. shall not be liable for any damages whatsoever, arising out of or otherwise in connection with any failure to follow those instructions or any use of its products which is not specified on the product's label. The instructions on the product label are not a warranty, express or implied, and Virox Technologies, Inc. expressly disclaims any implied warranties, including any warranty of fitness for a particular purpose. Under applicable law, some of the above waivers or disclaimers of warranty, or exclusions of liability for certain types of damages may not apply to you. In such cases, our liability will be limited to the fullest extent permitted by applicable law.

B-062122-8231-XX

© 2022 Virox Technologies Inc.

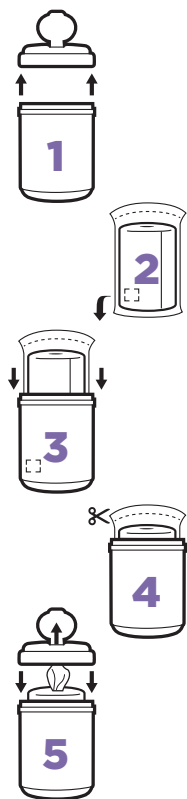


For more information visit:
PreventionDisinfectants.com

QUICKSTART GUIDE

PREvention® Refill Wipes

A convenient refill option which is cost-effective, compact, and eco-friendly, made with 90% less plastic, when compared to regular canisters.



How to Use

STEP 1

After you've used the last wipe, remove the canister lid, rinse and dry the container

STEP 2

Remove the expiry date sticker on the refill pouch and place it on your canister

STEP 3

Place the refill pouch inside the empty canister

STEP 4

Use scissors to carefully cut along the indicator lines

STEP 5

Pull the wipe from the middle of the roll through the lid opening, and securely place the lid back on top

Bactericidal, *Virucidal, Fungicidal & Tuberculocidal



Success & Troubleshooting Tips

Refill Reminder

Once you have used up your Prevention™ Disinfectant wipes, you can simply reuse the canister with our refill wipes.

Peel & Stick

Remember to remove the expiry date sticker from the refill and place it on your canister, this way the expiry date is updated and easy to track.



For more information visit:
PreventionDisinfectants.com

Prevention is a registered trademark of Virox Technologies Inc., the developer of the AHP® technology. WARNING: You must read and follow the instructions on the label for our product and use the product for the particular applications specified on the product label. To the full extent permitted under applicable law, Virox Technologies Inc. shall not be liable for any damages whatsoever, arising out of or otherwise in connection with any failure to follow those instructions or any use of its products which is not specified on the product's label. The instructions on the product label are not a warranty, express or implied, and Virox Technologies, Inc. expressly disclaims any implied warranties, including any warranty of fitness for a particular purpose. Under applicable law, some of the above waivers or disclaimers of warranty, or exclusions of liability for certain types of damages may not apply to you. In such cases, our liability will be limited to the fullest extent permitted by applicable law.

B-062122-8231-XX

© 2022 Virox Technologies Inc.

QUICKSTART GUIDE

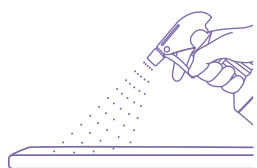
PREvention® Ready-to-Use Spray

A great option for faster, safer, and easier disinfection. Does not require any mixing or dilution with water.



Perfect For Use On

- Hard Non-Porous Surfaces and Equipment
- Workstations
- Chairs and Stools
- Massage Tables and Face Cradles
- Countertops
- Massage Cups and Stones
- Sink and Shampooing Areas
- Basin/Non-Circulating Footbaths
- Other Large Surfaces



1:00



AIR DRY



How to Use

STEP 1

If required, pre-clean any visible dirt or debris from the surface

STEP 2

Spray or foam the solution evenly onto the surface

STEP 3

Allow the surface to remain wet for 1 minute

STEP 4

Allow to air dry or if preferred, wipe any excess solution using a clean cloth

Bactericidal,*Virucidal, Fungicidal & Tuberculocidal



Success & Troubleshooting Tips

Foaming Feature

Prevention™ trigger sprayers have the option to be used for spraying or foaming. Simply close the mesh door to experience foaming. Benefits of foaming include better surface coverage, slower evaporation and reduced aerosolization.

Refill Reminders

When using the larger 1-gallon size to refill bottles, ensure the bottles are emptied, rinsed and dried prior to refilling. Remember to use a workplace label and write the expiration date on any new bottles, for easy identification.

*Read label or reference sheet for full list of claims and use directions.

Prevention is a registered trademark of Virox Technologies Inc., the developer of the AHP® technology. WARNING: You must read and follow the instructions on the label for our product and use the product for the particular applications specified on the product label. To the full extent permitted under applicable law, Virox Technologies Inc. shall not be liable for any damages whatsoever, arising out of or otherwise in connection with any failure to follow those instructions or any use of its products which is not specified on the product's label. The instructions on the product label are not a warranty, express or implied, and Virox Technologies, Inc. expressly disclaims any implied warranties, including any warranty of fitness for a particular purpose. Under applicable law, some of the above waivers or disclaimers of warranty, or exclusions of liability for certain types of damages may not apply to you. In such cases, our liability will be limited to the fullest extent permitted by applicable law.

B-062122-8231-XX

© 2022 Virox Technologies Inc.



For more information visit:
PreventionDisinfectants.com